


BROWARD[®] COLLEGE



General Education Assessment Report: Fall 2022 (20231)

Submitted By:
*Institutional Planning and Effectiveness,
Outcomes and Assessment*

Table of Contents

Report Created and Compiled by.....	3
Report Overview	4
Outcomes and Assessment Results	6
Course Level.....	6
Competency Level	10
Longitudinal Comparison Data.....	13
Course-Level Competency Reports	15
Conclusions and Recommendations.....	32

Report Created and Compiled by:

Dr. Julie Mura, Senior Director, Learning Assessment and Effectiveness

2022-2023 College Assessment Team for Student Success

Professor Lori Albrizio

Professor Helen Henderson

Professor David Hennessy

Dr. Vanessa Hormann

Dr. Michael Hurlburt

Dr. Laura Iossi

Dr. Billy Jones

Dr. Joanne Kampiziones-Ying

Professor Joshua Kimber

Dr. Behnoush Memari

Dr. David Perdian

Dr. Kieron Prince

Professor Laura Rambarose

Professor Lauren Rush

Professor Jasmine Vazquez

Report Overview

College Assessment Team for Student Success Overview

The purpose of the College Assessment Team for Student Success (CATS) is to facilitate the process for assessment of student learning of general education. Team members coordinate and facilitate the collection and analysis of data for the assessment of student learning outcomes in general education courses, along with courses in the broader Associates of Arts degree program. The CATS are a faculty-led team that works directly with all faculty across the College providing support and guidance for best practices in academic assessment.

This General Education Outcomes and Assessment Report represents the aggregate data for the Fall Term of the 2022-2023 Academic Year (AY). This document gives an overview of assessment results from assessed general education competencies. The results in this report are aggregated representing Broward College students generally, not individual students or faculty.

Assessment Overview

As of AY 2021-2022, the College recognizes six competencies in all areas of general education courses. Each term these competencies are assessed. These competencies are:

- Critical Thinking
- Effective Communication (Written, Oral, Mathematical)
- Global Awareness
- Ethical Reasoning
- Information Literacy
- Mathematical & Scientific Reasoning

In the academic year 2020-2021, the College's General Education Task Force recommended the competency previously named Global Self-Awareness be changed to Global Awareness, and an updated competency rubric created. Additionally, as a result of the Task Force, the Critical Thinking competency is now aligned to all areas of study. Alignment of general education competencies to courses assessed can be found in Table 1. The CATS employ an authentic assessment approach to the collection of assessment data. To conduct authentic assessment in general education classes, faculty in all areas are provided with a standard rubric aligned to the designated competency and are asked to score student artifacts using the corresponding rubric. Requesting faculty use an existing assignment, test, project, or portfolio to assess student learning using the provided rubric. This approach was deemed of greater value by the CATS than a standard assessment model. The scale on the rubric is comprised of four categories: exceeds competency, demonstrates competency, approaches competency, and below competency. Competency is considered to be met with a score of "Exceeds" or "Demonstrates" and not met with a score of "Approaches" or "Below."

Table 1. Course IDs and Corresponding Assessed Competencies for Academic Years 2021-2026

	Effective Communication							Mathematical & Scientific Reasoning
	Critical Thinking	Written Communication	Oral Communication	Mathematical Communication	Ethical Reasoning	Global Awareness	Information Literacy	
AMH2020	X				X	X		
ARH2000	X					X	X	
BSC1005	X				X			X
BSC1005L	X				X			X
BSC2085	X				X			X
BSC2085L	X				X			X
CHM1045	X				X			X
CHM1045L	X				X			X
ECO2013	X					X	X	
ENC1101	X	X					X	
ENC1102	X	X					X	
EVR1001	X				X			X
HUM1020	X				X	X		
MAC1105	X			X				X
MAC1105C	X			X				X
MGF1106	X			X				X
MUL2010	X					X	X	
PHI2010	X					X	X	
PHI2600	X					X	X	
POS2041	X					X	X	
PSY2012	X				X	X		
SPC1017	X		X				X	
SPC1608	X		X				X	
STA2023	X			X				X
SYG2000	X				X	X		

**Outcomes and Assessment Results
Fall 2022 (20231)**

Course Level

During the Fall 2022 Term, 122 sections of 22 general education courses were randomly selected to participate in the outcomes and assessment process. Competencies are rotated each fall and spring academic term based on the course alignment of general education competencies referenced in Table 1, while extra attention to written communication is paid to ENC courses and extra attention to oral communication is paid to SPC courses. Course IDs, course titles, and assessed competencies can be found in Table 2.

Table 2. *General Education Courses with Titles and Competencies Assessed, Fall 2022*

Course ID	Course Title	Competency Assessed
AMH2020	History of the United States Since 1877	Information Literacy
ARH2000	Art Appreciation	Critical Thinking
BSC1005	Biological Principles for Non-Majors	Ethical Reasoning
BSC1005L	Biological Principles for Non-Majors Lab	Ethical Reasoning
BSC2085	Human Anatomy and Physiology I	Mathematical & Scientific Reasoning
BSC2085L	Human Anatomy and Physiology I Lab	Mathematical & Scientific Reasoning
CHM1045	General Chemistry I	Ethical Reasoning
CHM1045L	General Chemistry I Lab	Ethical Reasoning
ECO2013	Principles of Macroeconomics	Global Awareness
ENC1101	Composition I	Effective Communication (Written)
ENC1102	Composition II	Effective Communication (Written)
EVR1001	Environmental Science	Mathematical & Scientific Reasoning
HUM1020	Foundations of the Humanities	Global Awareness
MAC1105	College Algebra	Critical Thinking

MGF1106	Foundations of Mathematical Reasoning	Critical Thinking
MUL2010	Music Appreciation	Critical Thinking
PHI2600	Introduction to Ethics	Ethical Reasoning
PSY2012	General Psychology	Global Awareness
SPC1017	Introduction to Speech Communication	Information Literacy
STA2023	Statistics	Critical Thinking
SYG2000	Principles of Sociology	Global Awareness

Fall, 2022 Summary Snapshot

- Overall, 75% of our students exceeded or demonstrated competency.
- Of the 180 sections selected, 119 sections participated in the assessment process (66% response rate).
- Results were tabulated using data from the 2,537 students who participated in the assessment process.

Competencies are considered to have been met when at least 75% of students are deemed competent. The ideal target is set at 90%. One purpose of this report is to review competency achievement at both the course and competency levels and work collaboratively toward reaching higher student competency in general education courses. Course-level competency achievement can be found in Table 3.

Note: Beginning in AY 2021-2022, the CATS deliberately expanded assessment to include all international and dual-enrollment sites. International and dual enrollment course offerings are assessed for the same competencies as Broward College on-campus course offerings. This data is displayed in separate lines as indicated throughout this report. The suffix “U” indicates an international course, and the suffix “DE” indicates a dual enrollment course.

Table 3. *Course-Level Competency Achievement, Fall 2022*

Course ID	Exceeds		Demonstrates		Approaches		Below		Totals		Competency Met	
	<i>n</i>	%	<i>n</i>	%	<i>n</i>	%	<i>n</i>	%	<i>N</i>	%	<i>n</i>	%
AMH2020	36	28%	64	50%	16	13%	11	9%	127	100%	100	79%
ARH2000	41	51%	21	26%	12	15%	6	8%	80	100%	62	78%
BSC1005	32	41%	19	24%	14	18%	13	17%	78	100%	51	65%
BSC1005L	10	63%	1	6%	0	0%	5	31%	16	100%	11	69%
BSC2085	41	31%	37	28%	38	29%	15	11%	131	100%	78	60%
BSC2085L	11	18%	21	34%	16	26%	14	23%	62	100%	32	52%
CHM1045	24	55%	4	9%	9	20%	7	16%	44	100%	28	64%
CHM1045L	27	33%	34	41%	9	11%	12	15%	82	100%	61	74%
CHM1045U	12	43%	14	50%	2	7%	0	0%	28	100%	26	93%
CHM1045LU	25	76%	7	21%	1	3%	0	0%	33	100%	32	97%
ECO2013	24	86%	2	7%	1	4%	1	4%	28	100%	26	93%
ECO2013U	30	38%	23	29%	16	21%	9	9%	78	100%	53	68%
ENC1101	50	30%	67	41%	34	21%	13	8%	164	100%	117	71%
ENC1101U	34	27%	51	41%	26	21%	13	10%	124	100%	85	69%
ENC1101DE	43	37%	53	46%	12	10%	7	6%	115	100%	96	83%
ENC1102	62	53%	38	32%	17	15%	0	0%	117	100%	100	85%
EVR1001	24	34%	29	41%	12	17%	6	8%	71	100%	53	75%
EVR1001U	21	78%	6	22%	0	0%	0	0%	27	100%	27	100%
HUM1020	31	51%	17	28%	11	18%	2	3%	61	100%	48	79%
MAC1105	32	30%	32	32%	7	7%	32	30%	105	100%	66	63%
MAC1105U	36	68%	11	21%	4	8%	2	4%	53	100%	47	89%
MGF1106	24	28%	30	34%	15	17%	18	21%	87	100%	54	62%
MUL2010	16	18%	32	36%	20	22%	21	24%	89	100%	48	100%
MUL2010U	5	42%	7	58%	0	0%	0	0%	12	100%	12	100%
PHI2600	22	38%	24	41%	11	19%	1	2%	58	100%	46	100%

PHI2600U	4	67%	2	33%	0	0%	0	0%	6	100%	6	100%
POS2041	48	49%	28	29%	11	11%	10	10%	97	100%	76	78%
POS2041U	2	40%	3	60%	0	0%	0	0%	5	100%	5	100%
PSY2012	22	29%	35	45%	10	13%	10	13%	77	100%	57	74%
PSY2012U	5	22%	12	52%	3	13%	3	13%	23	100%	17	74%
PSY2012DE	23	72%	8	25%	0	0%	1	3%	32	100%	31	97%
SPC1017	35	39%	44	49%	6	7%	5	6%	90	100%	79	88%
SPC1017U	12	26%	21	45%	10	21%	4	9%	47	100%	33	70%
SPC1017DE	15	33%	27	59%	4	9%	0	0%	46	100%	42	91%
STA2023	84	55%	33	21%	16	10%	21	14%	154	100%	117	76%
STA2023U	8	26%	10	32%	6	19%	7	23%	31	100%	18	58%
SYG2000	44	75%	12	20%	1	2%	2	3%	59	100%	56	95%
Totals	1015	40%	881	35%	370	15%	271	11%	2537	100%	1896	75%

Competency Level

The number of students who demonstrated proficiency in the assessed competency as a percentage of all students assessed College-wide during Fall Term 2022 can be found in Table. Where N/A is input, the respective competency was not assessed in this cycle. Competency by College location during Fall Term 2022 can be found in Figures 1-4.

Table 4. *Achievement by Competency, Fall 2022*

Competency	Competency Met (Exceeds/Demonstrates)		Total
	<i>n</i>	%	<i>N</i>
Critical Thinking	424	69%	611
Effective Communication (Written)	398	77%	520
Effective Communication (Oral)	N/A	N/A	N/A
Effective Communication (Mathematical)	N/A	N/A	N/A
Ethical Reasoning	261	76%	345
Global Awareness	288	80%	358
Information Literacy	335	81%	412
Mathematical & Scientific Reasoning	190	65%	291
Total	1896	75%	2537

Figure 1. *Competency Achievement General Education (All Locations), Fall 2022*

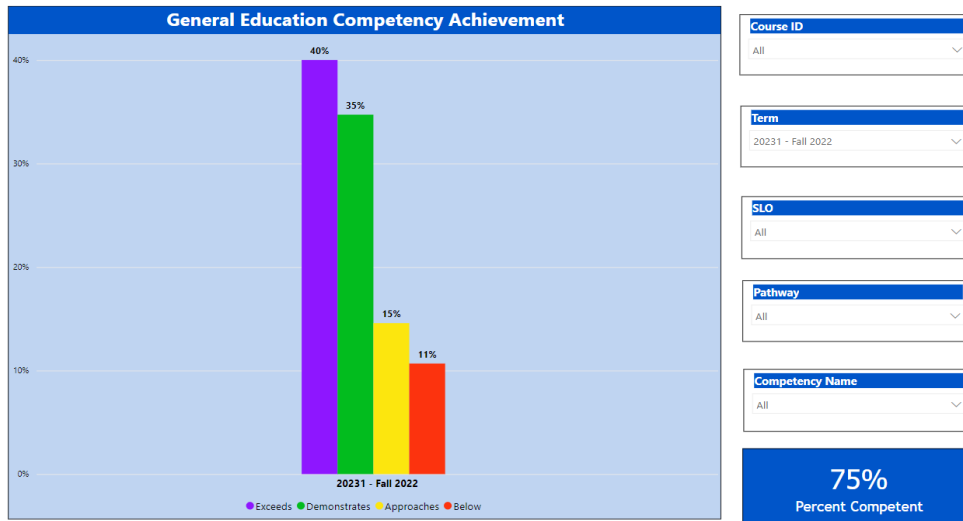


Figure 2. *Competency Achievement General Education (Main Campus), Fall 2022*

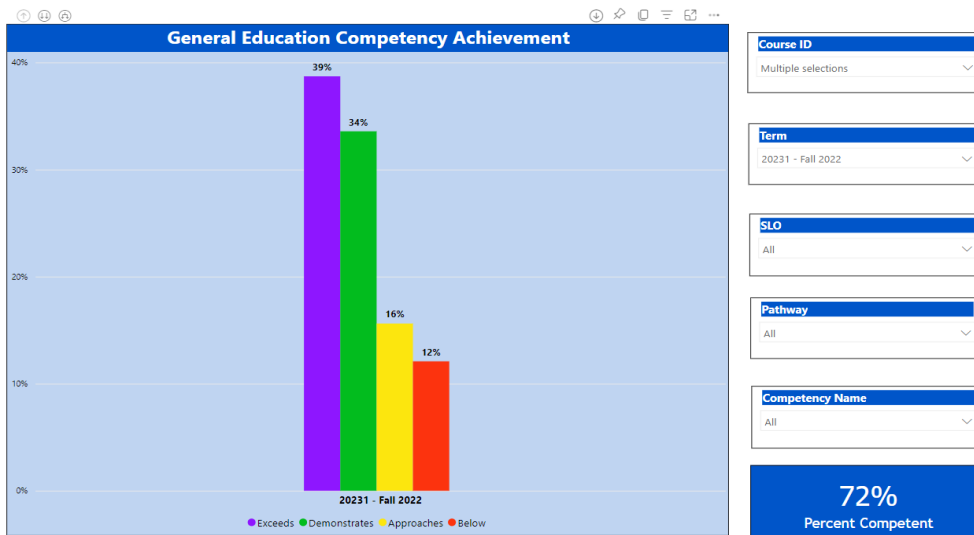


Figure 3. *Competency Achievement General Education (Dual-Enrollment), Fall 2022*

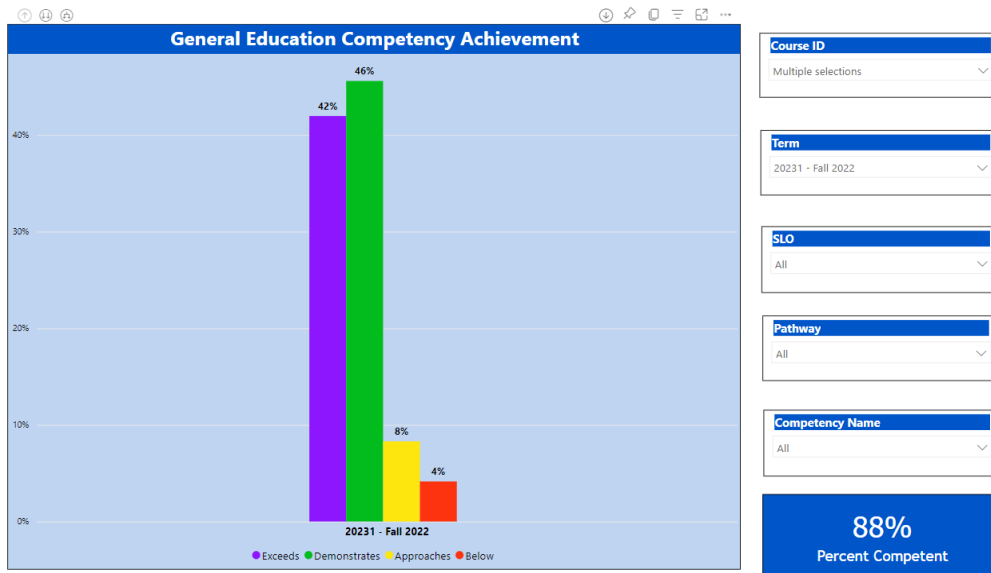
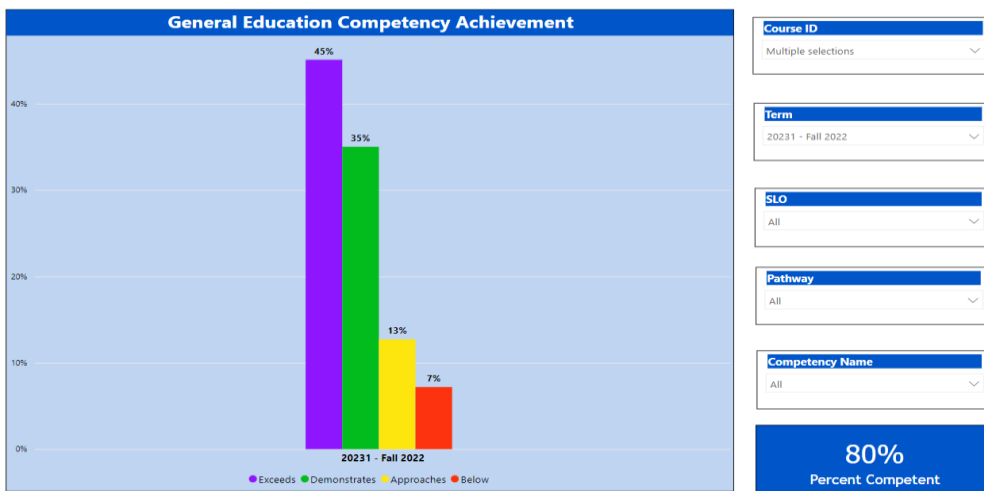


Figure 4. *Competency Achievement General Education (International), Fall 2022*



Longitudinal Comparison Data

Academic Year 2021-2022 is the first full academic year in which competencies identified by the 2021 General Education Task Force were assessed. General Education Outcomes and Assessment Reports follow a five-year cycle for communicating data. This report documents data beginning with the Fall 2021 academic term (20221), and data will be added each academic term in this cycle until Spring 2026 (20262). Data from the previous assessment cycle (AY 2016-2020) can be found in the General Education Assessment Report in Power Bi. Comparative term-by-term data for each competency assessed in the current cycle can be found in Table 5.

Table 5. *Student Competency Achievement Fall 2021 - Fall 2022*

Competency and Term Assessed	Student Count Exceeds	Student Count Demonstrates	Student Count Approaches	Student Count Below	Student Count Total	Student Count Competency Met	% Competent Students
Critical Thinking							
20221 - Fall 2021	279	187	116	44	626	466	74%
20222 - Spring 2022	67	32	24	26	149	99	66%
20231 - Fall 2022	246	178	80	107	611	424	69%
Effective Communication (Written)							
20221 - Fall 2021	69	46	38	4	157	115	73%
20222 - Spring 2022	109	125	59	33	326	234	72%
20231 - Fall 2022	189	209	89	33	520	398	77%
Effective Communication (Oral)							
20221 - Fall 2021	45	65	27	1	138	110	80%
20222 - Spring 2022	93	76	35	10	214	169	79%
20231 - Fall 2022	N/A	N/A	N/A	N/A	N/A	N/A	N/A

Effective
Communication
(Mathematical)

20221 - Fall 2021	N/A	N/A	N/A	N/A	N/A	N/A	N/A	N/A
20222 - Spring 2022	199	190	88	65	542	389	72%	
20231 – Fall	N/A	N/A	N/A	N/A	N/A	N/A	N/A	

Ethical Reasoning

20211 - Fall 2021	N/A	N/A	N/A	N/A	N/A	N/A	N/A
20222 - Spring 2022	233	164	77	37	511	397	78%
20231 – Fall 2022	156	105	46	38	345	261	76%

Global Awareness

20221 - Fall 2021	38	37	16	5	96	75	78%
20222 - Spring 2022	83	64	18	15	180	147	82%
20231 - Fall 2022	179	109	42	28	358	288	80%

Information Literacy

20221 - Fall 2021	67	44	23	11	145	111	77%
20222 - Spring 2022	146	115	35	22	318	261	82%
20231 - Fall 2022	148	187	47	30	412	335	81%

Mathematical &
Scientific Reasoning

20221 - Fall 2021	136	100	41	39	316	236	75%
20222 - Spring 2022	137	93	66	45	341	230	67%
20231 - Fall 2022	97	93	66	35	291	190	65%

Course-Level Competency Reports

Comparative term-by-term data for each competency assessed at the course-level can be found in Tables 6-54. Again, following the general education cycle, this report documents data beginning with the Fall 2021 academic term (20221), and data will be added each academic term in this cycle until Spring 2026 (20262). This report is designed to be used for various purposes. One of the most vital uses to the CATS and the College, is the interpretation of findings by faculty and collaborative planning for continuous improvement. It is recommended that faculty and associate deans use the General Education Assessment Report in Power Bi to delve deeper into various aspects of the data and to generate further discussion.

Table 6. *AMH2020 Course-Level Competency Achievement, AY 2021 – 2023*

Course ID	Competency	Term	N (Sample Size)	Student Count Competent	% Competent Students
AMH2020	Critical Thinking Global Awareness Information Literacy	20221 - Fall 2021	146	116	79%
		20222 - Spring 2022	151	118	78%
		20231 - Fall 2022	127	100	79%

Table 7. *AMH2020(U) Course-Level Competency Achievement, AY 2021 – 2023*

Course ID	Competency	Term	N (Sample Size)	Student Count Competent	% Competent Students
AMH2020(U)	Critical Thinking	20221 - Fall 2021	60	44	73%

Table 8. *ARH2000 Course-Level Competency Achievement, AY 2021 – 2023*

Course ID	Competency	Term	N (Sample Size)	Student Count Competent	% Competent Students
ARH2000	Global Awareness	20221 - Fall 2021	28	43	65%
	Ethical Reasoning	20222 - Spring 2022	120	143	84%
	Critical Thinking	20231 - Fall 2022	80	62	78%

Table 9. *BSC1005 Course-Level Competency Achievement, AY 2021 – 2023*

Course ID	Competency	Term	N (Sample Size)	Student Count Competent	% Competent Students
BSC1005	Critical Thinking	20221 - Fall 2021	84	108	78%
	Math and Scientific Reasoning	20222 - Spring 2022	60	84	71%
	Ethical Reasoning	20231 - Fall 2022	78	51	65%

Table 10. *BSC1005L Course-Level Competency Achievement, AY 2021 – 2023*

Course ID	Competency	Term	N (Sample Size)	Student Count Competent	% Competent Students
BSC1005L	Math and Scientific Reasoning	20222 - Spring 2022	35	52	67%
	Ethical Reasoning	20231 - Fall 2022	16	11	69%

Table 11. *BSC1005L(U) Course-Level Competency Achievement, AY 2021 – 2023*

Course ID	Competency	Term	N (Sample Size)	Student Count Competent	% Competent Students
BSC1005L(U)	Critical Thinking	20221 - Fall 2021	11	9	82%

Table 12. *BSC2085 Course-Level Competency Achievement, AY 2021 – 2023*

Course ID	Competency	Term	N (Sample Size)	Student Count Competent	% Competent Students
BSC2085	Math and Scientific Reasoning	20231 - Fall 2022	131	78	60%

Table 13. *BSC2085L Course-Level Competency Achievement, AY 2021 – 2023*

Course ID	Competency	Term	N (Sample Size)	Student Count Competent	% Competent Students
BSC2085L	Math and Scientific Reasoning	20231 - Fall 2022	62	32	52%

Table 14. *CHM1045 Course-Level Competency Achievement, AY 2021 – 2023*

Course ID	Competency	Term	N (Sample Size)	Student Count Competent	% Competent Students
CHM1045	Critical Thinking Math and Scientific Reasoning Ethical Reasoning	20221 - Fall 2021	62	98	63%
		20222 - Spring 2022	127	192	66%
		20231 - Fall 2022	44	28	64%

Table 15. *CHM1045(U) Course-Level Competency Achievement, AY 2021 – 2023*

Course ID	Competency	Term	N (Sample Size)	Student Count Competent	% Competent Students
CHM1045(U)	Ethical Reasoning	20231 - Fall 2022	33	32	97%

Table 16. *CHM1045L Course-Level Competency Achievement, AY 2021 – 2023*

Course ID	Competency	Term	N (Sample Size)	Student Count Competent	% Competent Students
CHM1045L	Critical Thinking Ethical Reasoning	20222 - Spring 2022	34	34	100%
		20231 - Fall 2022	82	61	74%

Table 17. *CHM1045L(U) Course-Level Competency Achievement, AY 2021 – 2023*

Course ID	Competency	Term	N (Sample Size)	Student Count Competent	% Competent Students
CHM1045L(U)	Critical Thinking Ethical Reasoning	20222 - Spring 2022	32	28	88%
		20231 - Fall 2022	28	26	93%

Table 18. *ECO2013 Course-Level Competency Achievement, AY 2021 – 2023*

Course ID	Competency	Term	N (Sample Size)	Student Count Competent	% Competent Students
ECO2013	Global Awareness	20231 - Fall 2022	78	53	68%

Table 19. *ECO2013(U) Course-Level Competency Achievement, AY 2021 – 2023*

Course ID	Competency	Term	N (Sample Size)	Student Count Competent	% Competent Students
ECO2013(U)	Global Awareness	20231 - Fall 2022	28	26	93%

Table 20. *ENC 1101 Course-Level Competency Achievement, AY 2021 – 2023*

Course ID	Competency	Term	N (Sample Size)	Student Count Competent	% Competent Students
ENC1001	Effective Communication (Written)	20221 - Fall 2021	64	74	86%
		20222 - Spring 2022	90	121	74%
		20231 - Fall 2022	164	117	71%

Table 21. *ENC 1101(DE) Course-Level Competency Achievement, AY 2021 – 2023*

Course ID	Competency	Term	N (Sample Size)	Student Count Competent	% Competent Students
ENC1001(DE)	Effective Communication (Written)	20231 - Fall 2022	115	96	83%

Table 22. *ENC 1101(U) Course-Level Competency Achievement, AY 2021 – 2023*

Course ID	Competency	Term	N (Sample Size)	Student Count Competent	% Competent Students
ENC1001(U)	Effective Communication (Written)	20221 - Fall 2021	21	10	48%
		20231 - Fall 2022	124	85	69%

Table 23. *ENC 1102 Course-Level Competency Achievement, AY 2021 – 2023*

Course ID	Competency	Term	N (Sample Size)	Student Count Competent	% Competent Students
ENC1002	Information Literacy Effective Communication (Written)	20221 - Fall 2021	111	137	81%
		20222 - Spring 2022	119	176	68%
		20231 - Fall 2022	117	100	85%

Table 24. *ENC 1102(DE) Course-Level Competency Achievement, AY 2021 – 2023*

Course ID	Competency	Term	N (Sample Size)	Student Count Competent	% Competent Students
ENC1002(DE)	Effective Communication (Written)	20222 - Spring 2022	29	25	86%

Table 25. *ENC 1102(U) Course-Level Competency Achievement, AY 2021 – 2023*

Course ID	Competency	Term	N (Sample Size)	Student Count Competent	% Competent Students
ENC1002(U)	Information Literacy Critical Thinking	20221 - Fall 2021	8	0	0%
		20222 - Spring 2022	25	7	28%

Table 26. *EVR1001 Course-Level Competency Achievement, AY 2021 – 2023*

Course ID	Competency	Term	N (Sample Size)	Student Count Competent	% Competent Students
EVR1001	Critical Thinking	20221 - Fall 2021	60	82	73%
	Ethical Reasoning	20222 - Spring 2022	102	131	78%
	Math and Scientific Reasoning	20231 - Fall 2022	71	53	75%

Table 27. *EVR1001(U) Course-Level Competency Achievement, AY 2021 – 2023*

Course ID	Competency	Term	N (Sample Size)	Student Count Competent	% Competent Students
EVR1001(U)	Math and Scientific Reasoning	20231 - Fall 2022	27	27	100%

Table 28. *HUM1020 Course-Level Competency Achievement, AY 2021 – 2023*

Course ID	Competency	Term	N (Sample Size)	Student Count Competent	% Competent Students
HUM1020	Global Awareness	20231 - Fall 2022	61	48	79%

Table 29. *MAC1105 Course-Level Competency Achievement, AY 2021 – 2023*

Course ID	Competency	Term	N (Sample Size)	Student Count Competent	% Competent Students
MAC1105	Math and Scientific Reasoning Critical Thinking	20221 - Fall 2021	102	136	75%
		20231 - Fall 2022	105	66	63%

Table 30. *MAC1105(DE) Course-Level Competency Achievement, AY 2021 – 2023*

Course ID	Competency	Term	N (Sample Size)	Student Count Competent	% Competent Students
MAC1105(DE)	Effective Communication (Math)	20222 - Spring 2022	18	17	94%

Table 31. *MAC1105(U) Course-Level Competency Achievement, AY 2021 – 2023*

Course ID	Competency	Term	N (Sample Size)	Student Count Competent	% Competent Students
MAC1105(U)	Effective Communication (Math) Critical Thinking	20222 - Spring 2022	33	21	64%
		20231 - Fall 2022	53	47	89%

Table 32. *MAC1105C Course-Level Competency Achievement, AY 2021 – 2023*

Course ID	Competency	Term	N (Sample Size)	Student Count Competent	% Competent Students
MAC1105C	Effective Communication (Math)	20222 - Spring 2022	193	139	72%

Table 33. *MAC1105C(U) Course-Level Competency Achievement, AY 2021 – 2023*

Course ID	Competency	Term	N (Sample Size)	Student Count Competent	% Competent Students
MAC1105C(U)	Math and Scientific Reasoning Effective Communication (Math)	20221 - Fall 2021	17	16	94%
		20222 - Spring 2022	33	22	67%

Table 34. *MGF1106 Course-Level Competency Achievement, AY 2021 – 2023*

Course ID	Competency	Term	N (Sample Size)	Student Count Competent	% Competent Students
MGF1106	Math and Scientific Reasoning Effective Communication (Math) Critical Thinking	20221 - Fall 2021	34	45	76%
		20222 - Spring 2022	79	113	70%
		20231 - Fall 2022	87	54	62%

Table 35. *MGF1106(DE) Course-Level Competency Achievement, AY 2021 – 2023*

Course ID	Competency	Term	N (Sample Size)	Student Count Competent	% Competent Students
MGF1106(DE)	Math and Scientific Reasoning	<u>20222 - Spring 2022</u>	13	8	62%

Table 36. *MUL2010 Course-Level Competency Achievement, AY 2021 – 2023*

Course ID	Competency	Term	N (Sample Size)	Student Count Competent	% Competent Students
MUL2010	Global Awareness	20221 - Fall 2021	47	53	89%
	Ethical Reasoning	20222 - Spring 2022	47	69	68%
	Critical Thinking	<u>20231 - Fall 2022</u>	89	48	54%

Table 37. *MUL2010(U) Course-Level Competency Achievement, AY 2021 – 2023*

Course ID	Competency	Term	N (Sample Size)	Student Count Competent	% Competent Students
MUL2010(U)	Critical Thinking	<u>20231 - Fall 2022</u>	12	12	100%

Table 38. *PHI2600 Course-Level Competency Achievement, AY 2021 – 2023*

Course ID	Competency	Term	N (Sample Size)	Student Count Competent	% Competent Students
PHI2600	Effective Communication (Written)	20221 - Fall 2021	41	62	66%
	Ethical Reasoning	20222 - Spring 2022	109	137	80%
	Ethical Reasoning	20231 - Fall 2022	58	46	79%

Table 39. *PHI2600(U) Course-Level Competency Achievement, AY 2021 – 2023*

Course ID	Competency	Term	N (Sample Size)	Student Count Competent	% Competent Students
PHI2600(U)	Ethical Reasoning	20222 - Spring 2022	31	19	61%
	Ethical Reasoning	20231 - Fall 2022	6	6	100%

Table 40. *POS2041 Course-Level Competency Achievement, AY 2021 – 2023*

Course ID	Competency	Term	N (Sample Size)	Student Count Competent	% Competent Students
POS2041	Information Literacy	20231 - Fall 2022	97	76	78%

Table 41. POS2041(U) Course-Level Competency Achievement, AY 2021 – 2023

Course ID	Competency	Term	N (Sample Size)	Student Count Competent	% Competent Students
POS2041(U)	Information Literacy	20231 - Fall 2022	5	5	100%

Table 42. PSY2012 Course-Level Competency Achievement, AY 2021 – 2023

Course ID	Competency	Term	N (Sample Size)	Student Count Competent	% Competent Students
PSY2012	Information Literacy Global Awareness	20222 - Spring 2022	143	102	71%
		20231 - Fall 2022	77	57	74%

Table 43. PSY2012(DE) Course-Level Competency Achievement, AY 2021 – 2023

Course ID	Competency	Term	N (Sample Size)	Student Count Competent	% Competent Students
PSY2012(DE)	Global Awareness	20231 - Fall 2022	32	31	97%

Table 44. *PSY2012(U) Course-Level Competency Achievement, AY 2021 – 2023*

Course ID	Competency	Term	N (Sample Size)	Student Count Competent	% Competent Students
PSY2012(U)	Critical Thinking Global Awareness	20221 - Fall 2021	9	4	44%
		20231 - Fall 2022	23	17	74%

Table 45. *SPC1017 Course Level Competency Achievement, AY 2021 – 2023*

Course ID	Competency	Term	N (Sample Size)	Student Count Competent	% Competent Students
SPC1017	Effective Communication (Oral) Information Literacy	20221 - Fall 2021	108	89	82%
		20231 - Fall 2022	90	79	88%

Table 46. *SPC1017(DE) Course Level Competency Achievement, AY 2021 – 2023*

Course ID	Competency	Term	N (Sample Size)	Student Count Competent	% Competent Students
SPC1017(DE)	Effective Communication (Oral) Information Literacy	20222 - Spring 2022	28	25	89%
		20231 - Fall 2022	46	42	91%

Table 47. *SPC1017(U) Course Level Competency Achievement, AY 2021 – 2023*

Course ID	Competency	Term	N (Sample Size)	Student Count Competent	% Competent Students
SPC1017(U)	Effective Communication (Oral) Information Literacy	20221 - Fall 2021	30	21	70%
		20231 - Fall 2022	47	33	70%

Table 48. *SPC1608 Course Level Competency Achievement, AY 2021 – 2023*

Course ID	Competency	Term	N (Sample Size)	Student Count Competent	% Competent Students
SPC1608	Effective Communication (Oral)	20222 - Spring 2022	162	127	78%

Table 49. *SPC1608(U) Course Level Competency Achievement, AY 2021 – 2023*

Course ID	Competency	Term	N (Sample Size)	Student Count Competent	% Competent Students
SPC1608(U)	Effective Communication (Oral)	20232 – Spring 2022	24	17	71%

Table 50. STA2023 Course-Level Competency Achievement, AY 2021 – 2023

Course ID	Competency	Term	N (Sample Size)	Student Count Competent	% Competent Students
STA2023	Math and Scientific Reasoning Effective Communication (Math) Critical Thinking	20221 - Fall 2021	84	118	71%
		20222 - Spring 2022	96	133	72%
		20231 - Fall 2022	154	117	76%

Table 51. STA2023(DE) Course-Level Competency Achievement, AY 2021 – 2023

Course ID	Competency	Term	N (Sample Size)	Student Count Competent	% Competent Students
STA2023(DE)	Effective Communication (Math)	20222 - Spring 2022	19	15	79%

Table 52. STA2023(U) Course-Level Competency Achievement, AY 2021 – 2023

Course ID	Competency	Term	N (Sample Size)	Student Count Competent	% Competent Students
STA2023(U)	Critical Thinking	20222 - Spring 2022	20	17	85%
		20231 - Fall 2022	31	18	58%

Table 53. SYG2000 Course-Level Competency Achievement, AY 2021 – 2023

Course ID	Competency	Term	N (Sample Size)	Student Count Competent	% Competent Students
SYG2000	Critical Thinking	20221 - Fall 2021	87	112	78%
	Information Literacy	20222 - Spring 2022	159	175	91%
	Global Awareness	20231 - Fall 2022	59	56	95%

Table 54. SYG2000(U) Course-Level Competency Achievement, AY 2021 – 2023

Course ID	Competency	Term	N (Sample Size)	Student Count Competent	% Competent Students
SYG2000(U)	Global Awareness	20222 - Spring 2022	29	29	100%

Conclusions and Recommendations

During the 2021-2022 Academic Year (AY), The College Assessment Team for Student Success (CATS) re-examined the breadth of courses and locations included in the college's formal assessment process. A comprehensive review of all eligible general education courses was conducted throughout the academic year, and it was determined that the CATS would formally include additional general education courses within the assessment process beginning with the Fall 2022 academic term (20231). Those courses are included in this report. During this time, the CATS also expanded assessment outside of general education courses and into the broader Associate of Arts (AA) Degree Program. Findings from these courses are reported separately in the Associate of Arts Assessment Report.

International course assessment has previously been conducted informally through the International Education office. During the 2021-2022 AY, the CATS agreed however, that these data should be formally included and considered for overall institutional assessment and effectiveness. Additionally, the CATS agreed dual-enrollment sites should be a part of the data collection and analysis process. These data were officially included as part of the assessment process beginning with the Spring 2022 term (20222). Findings from all international locations and dual-enrollment locations offering courses assessed in the Fall 2022 academic term are included in this report.

The CATS have been exemplary in the process of data collection. Special attention, however, is now being given to returning findings to faculty for collaborative examination of findings at both the competency and course-level. The CATS are facilitating discussions at departmental retreats and meetings and are working to ensure that findings presented in various reports, and via Power Bi, are accessible and usable to all. To further this practice, the CATS are working collaboratively with the Center for Teaching Excellence and Learning (CTEL) to develop an Assessment Community of Practice, that will begin in the Fall 2023 (20241) academic term and will offer professional development in assessment in various forms in future academic terms.